

# S2B2301025xF – SFP28 Single Fibre

Tx 1270nm Rx 1330nm / 10km / 25 Gigabit Ethernet

For your product safety, please read the following information carefully before any manipulation of the transceiver:



**ESD**

This transceiver is specified as ESD threshold 1kV for SFI pins and 2kV for all others electrical input pins, tested per MIL-STD-883G, Method 3015.4 /JESD22-A114-A (HBM). However, normal ESD precautions are still required during the handling of this module.



**LASER SAFETY**

This is a Class1 Laser Product according to IEC 60825-1:2007. This product complies with 21 CFR 1040.10 and 1040.11 except for deviations pursuant to Laser Notice No. 50, dated (June 24, 2007).

The optical ports of the module need to be terminated with an optical connector or with a dust plug in order to avoid contamination.

## 1. Overview

S2B2301025xF is a high-performance transceiver module for up to 25 Gigabit Ethernet data links over a single mode fibre. The maximum reach is 10km. The transmitter is a 1270nm Distributed Feedback (DFB) laser, the receiver is a 1330nm PIN photodiode. Consequently, a module with a 1330nm transmitter and a 1270nm receiver is required at the opposite side of the link. The recommended counterpart is S2B3201025xF.

This transceiver module is compliant with the Small Form-factor Pluggable (SFP+) and hot pluggable. Always contact Skylane Optics® commercial agents for compatibility with different equipment platforms.

## 2. Features

- SFP+ Multi-Source Agreement compliant (SFF-8431)
- Hot pluggable SFP+ footprint
- Serial ID functionality supported according to SFF-8472
- 25.781Gbps Serial Electrical Interface (CEI-28G-VSR)
- Single LC Connector
- 1270nm DFB Transmitter
- 1330nm PIN Receiver
- Up to 10km Point-to-Point Transmission on Single Mode Fibre
- Built-in dual CDR
- Operating temperature range 0°C to 70°C or -40°C to 85°C
- Power Dissipation <1.5W
- Single +3.3V Power Supply

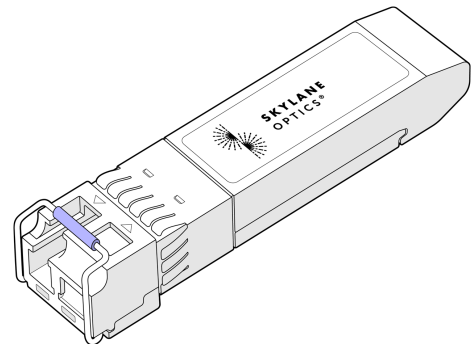


Figure 1. SFP28 Single Fibre (non-binding illustration)

## 3. Applications

- 25x Gigabit Ethernet
- eCPRI
- CPRI Option 10

## 4. Optical Interface

P/N	Wavelength [nm]	Protocol	Optical Output Power <sup>1</sup> [dBm]	Receiver Sensitivity <sup>2</sup> (OMA) [dBm]	Optical Receiver Overload <sup>3</sup> [dBm]	Link Length <sup>1,4</sup> [km]
S2B2301025xF	Tx 1270 Rx 1330	25GBASE	-2 to 4	≤ -13	2.5	≤ 10

1. EOL over operating temperature range

2. Measured with 25.78Gbps, BER≤5×10<sup>-5</sup>, PRBS 2<sup>31</sup>-1

3. The optical input to the receiver should not exceed this value. Transmitters must never be directly connected to receivers before ensuring that proper optical attenuation is used

4. Cabled optical fibre as per IEEE 802.3-2012

# Datasheet

S2B2301025xF\_RevA.docx



**SKYLANE**  
OPTICS®

## 5. Technical Parameters

5.1. Recommended Operating Conditions					
Parameter	Min	Typ	Max	Unit	Notes
Storage temperature	-40		85	°C	
Operating Case Temperature	0		70	°C	S2B23010250F
	-40		85		S2B23010252F
Relative Humidity	5		85	%	Non-Condensing
Power Supply Voltage	3.135	3.3	3.465	V	
Power Supply Current			435	mA	
Power Dissipation			1.5	W	

5.2. Transmitter Optical Specifications					
Parameter	Min	Typ	Max	Unit	Notes
Data Rate			25.78125	Gbps	5
Average Output Power	-2		4	dBm	6
Centre Wavelength	1260		1280	nm	
Spectral Width (-20dB)			1	nm	
Transmitter and Dispersion Penalty (TDP)			2.7	dB	
Extinction Ratio	3.5			dB	

5. IEEE 802.3-2012

6. Output power coupled into a 9/125 µm single mode fibre

5.3. Receiver Optical Specifications					
Parameter	Min	Typ	Max	Unit	Notes
Operating Wavelength	1320		1340	nm	
Average Receive Power			2.5	dBm	
Receiver Sensitivity (OMA)			-13	dBm	7

7. Measured with 25.78Gbps, BER $\leq 5 \times 10^{-6}$ , PRBS 2<sup>31</sup>-1

## 6. Transceiver Electrical Pad Layout




Figure 2. Transceiver Electrical Pad Layout



7. Module Electrical Pin Definition

Pin Number	Name	Function
1	VeeT	Module Transmitter Ground
2	Tx_Fault	Module Transmitter Fault
3	Tx_Disable	Transmitter Disable
4	SDA	2-Wire Serial Interface Data
5	SCL	2-Wire Serial Interface Clock
6	Mod_ABS	Module Absent
7	RS0	Rate Select 0
8	Rx_LOS	Receiver Loss of Signal
9	RS1	Rate Select 1
10	VeeR	Module Receiver Ground
11	VeeR	Module Receiver Ground
12	RD-	Receiver Inverted Data Output
13	RD+	Receiver Non-Inverted Data Output
14	VeeR	Module Receiver Ground
15	VccR	Module Receiver 3.3V Supply
16	VccT	Module Transmitter 3.3V Supply
17	VeeT	Module Transmitter Ground
18	TD+	Transmitter Non-Inverted Data Input
19	TD-	Transmitter Inverted Data Input
20	VeeT	Module Transmitter Ground

8. EEPROM

SFP+ MSA (SFF-8472)




Figure 3. SFP28 Memory Map

## 9. Ordering Information

Part Number	Description
S2B23010250F	SFP28 Single Fibre, Tx 1270nm (DFB), Rx 1330nm (PIN), maximum distance 10km on SMF, 25× Gigabit Ethernet, LC connector, <b>0°C to 70°C</b> , DDM
S2B23010252F	SFP28 Single Fibre, Tx 1270nm (DFB), Rx 1330nm (PIN), maximum distance 10km on SMF, 25× Gigabit Ethernet, LC connector, <b>-40°C to 85°C</b> , DDM

## 10. Document Revision Information

Revision	Description
A	Initial release

Skylane Optics® supplies a broad range of optical transceivers. Our engineers work closely with our customers to find the best solutions for every application. We are committed to provide high quality products and services to our customers.

For questions on this product please contact:  
**support@skylaneoptics.com**

**Beyond  
Quality**

**Reliable  
Alliance**

**Performing  
Smartly**