

SBD43060GExx – SFP Single Downstream Transceiver

Tx 1490nm & Rx 1310nm / 60km / Gigabit Ethernet

For your product safety, please read the following information carefully before any manipulation of the transceiver:



ESD

This transceiver is specified as ESD threshold 1kV for SFI pins and 2kV for all others electrical input pins, tested per MIL-STD-883G, Method 3015.4 / JESD22-A114-A (HBM). However, normal ESD precautions are still required during the handling of this module.



LASER SAFETY

This is a Class1 Laser Product according to IEC 60825-1:2007. This product complies with 21 CFR 1040.10 and 1040.11 except for deviations pursuant to Laser Notice No. 50, dated (June 24, 2007).

The optical ports of the module need to be terminated with an optical connector or with a dust plug in order to avoid contamination.

1. Overview

SBD43060GExx is a high performance SFP transceiver module for Gigabit Ethernet data links over one single mode fibre. The maximum reach is 60km, with 27dB end of life (EOL) power budget. The transmitter is a 1490nm DFB laser, the receiver is a 1310nm PIN photodiode. Consequently, a module with a 1310nm transmitter and a 1490nm receiver is required at the opposite side of the link. The recommended counterpart is SBU34060GExx.

This transceiver module is compliant with the Small Form-factor Pluggable (SFP) Multisource Agreement (MSA) and hot pluggable. Always contact Skylane Optics® commercial agents for compatibility with different equipment platforms.

2. Features

- SFP Multi-Source Agreement compliant [INF-8074]
- Hot pluggable SFP footprint
- Serial ID functionality supported according to [SFF-8472]
- Class 1 laser safety standard IEC 60825 compliant
- Single LC or SC connector
- 1490nm DFB transmitter, 1310nm PIN receiver
- 60km point-to-point transmission on single mode fibre
- Operating temperature range 0°C to 70°C or -40°C to 85°C
- Low power dissipation (<1W)
- Digital diagnostics monitoring (DDM)

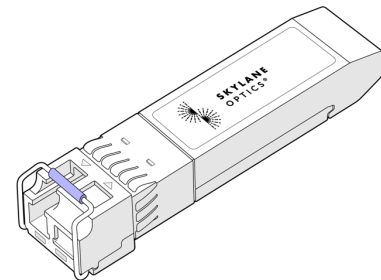


Figure 1. SFP Single Fiber (non-binding illustration)

3. Applications

- Gigabit Ethernet
- 1x Fiber Channel

4. Optical Interface

P/N	Wavelength [nm]	Output Optical Power ² [dBm]	Optical Receiver Sensitivity ³ [dBm]	Optical Receiver Overload ⁴ [dBm]	Power Budget ² [dB]
SBD43060GExx	Tx 1490 nm Rx 1310 nm	0 to 5	≤ -27	-3	≥ 27

1. Distance is estimated assuming typical optical losses after decent quality fiber deployment; Only optical budget value is guaranteed.
2. EOL, over operating temperature range
3. Measured with 1.25Gbps PRBS 27-1, ER=9dB, BER≤10⁻¹²
4. The optical input to the receiver should not exceed this value. Transmitters must never be directly connected to receivers (optical loop back) before ensuring that proper optical attenuation is used.

5. Technical Parameters

5.1. Recommended Operating Conditions

Parameter	Min	Typ	Max	Unit	Notes
Storage temperature	-40		85	°C	
Operating Case Temperature	0		70	°C	SBD43060GE0x, SBD43060GE3x
	-40		85	°C	SBD43060GE2x, SBD43060GE5x
Relative Humidity	5		95	%	Non condensing
Power Supply Voltage	3.15	3.3	3.45	V	
Power Supply Current			300	mA	

5.2. Transmitter Optical Specifications

Parameter	Min	Typ	Max	Unit	Notes
Average Output Power	0		5	dBm	5
Centre Wavelength	1450	1490	1530	nm	
Optical Extinction Ratio ER	9			dB	
Spectral Width (-20dB)			1	nm	

5. Output power coupled into a 9/125 µm single-mode fibre

5.3. Receiver Optical Specifications

Parameter	Min	Typ	Max	Unit	Notes
Sensitivity			-27	dBm	6
Receiver Overload	-3			dBm	
Wavelength of Operation	1260		1360	nm	

6. Measured with 1.25Gbps PRBS 2⁷-1, ER=9dB, BER≤10⁻¹²

6. Transceiver Electrical Pad Layout




Figure 2. Transceiver Electrical Pad Layout

7. Module Electrical Pin Definition

Pin Number	Name	Function
1	VeeT	Transmitter Ground
2	TX_Fault	Transmitter Fault Indication
3	TX_Disable	Transmitter Disable
4	SDA	2-Wire Serial Interface Data (SDA)
5	SCL	2-Wire Serial Interface Clock (SCL)
6	MOD_ABS	Function Not available
7	RS0	Rate Select 0 grounded
8	Rx_LOS	Loss of signal
9	RS1	Rate select 1 grounded
10	VeeR	Receiver Ground
11	VeeR	Receiver Ground
12	RD-	Inverted received data output
13	RD+	Received data output
14	VeeR	Receiver Ground
15	VccR	Receiver Power
16	VccT	Transmitter Power
17	VeeT	Transmitter Ground
18	TD+	Transmit data input
19	TD-	Inverted transmit data input
20	VeeT	Transmitter Ground

8. EEPROM

SFP MSA (INF-8074 & SFF-8472)




Figure 3. EEPROM of a an SFP

9. Ordering Information

Part Number	Description
SBD43060GE00	SFP single fibre downstream, Tx 1490nm (DFB) , Rx 1310nm (PIN), maximum distance 60km, power budget 27dB, Gigabit Ethernet, LC connector, 0°C to 70°C
SBD43060GE0D	SFP single fibre downstream, Tx 1490nm (DFB) , Rx 1310nm (PIN), maximum distance 60km, power budget 27dB, Gigabit Ethernet, LC connector, 0°C to 70°C, DDM
SBD43060GE20	SFP single fibre downstream, Tx 1490nm (DFB) , Rx 1310nm (PIN), maximum distance 60km, power budget 27dB, Gigabit Ethernet, LC connector, -40°C to 85°C
SBD43060GE2D	SFP single fibre downstream, Tx 1490nm (DFB) , Rx 1310nm (PIN), maximum distance 60km, power budget 27dB, Gigabit Ethernet, LC connector, -40°C to 85°C, DDM
SBD43060GE30	SFP single fibre downstream, Tx 1490nm (DFB) , Rx 1310nm (PIN), maximum distance 60km, power budget 27dB, Gigabit Ethernet, SC connector, 0°C to 70°C
SBD43060GE3D	SFP single fibre downstream, Tx 1490nm (DFB) , Rx 1310nm (PIN), maximum distance 60km, power budget 27dB, Gigabit Ethernet, SC connector, 0°C to 70°C, DDM
SBD43060GE50	SFP single fibre downstream, Tx 1490nm (DFB) , Rx 1310nm (PIN), maximum distance 60km, power budget 27dB, Gigabit Ethernet, SC connector, -40°C to 85°C
SBD43060GE5D	SFP single fibre downstream, Tx 1490nm (DFB) , Rx 1310nm (PIN), maximum distance 60km, power budget 27dB, Gigabit Ethernet, SC connector, -40°C to 85°C, DDM

10. Document Revision Information

Revision	Description
A	Initial release

Skylane Optics supplies a broad range of optical transceivers. Our engineers work closely with our customers to find the best solutions for every application. We are committed to provide high quality products and services to our customers.

For questions on this product please contact:
support@skylaneoptics.com

**Beyond
Quality**

**Reliable
Alliance**

**Performing
Smartly**