

SFCxx0804F0D – SFP Dual Fibre CWDM

ITU CWDM / 80km / 4x Fibre Channel

For your product safety, please read the following information carefully before any manipulation of the transceiver:



ESD

This transceiver is specified as ESD threshold 1kV for SFI pins and 2kV for all others electrical input pins, tested per MIL-STD-883G, Method 3015.4 / JESD22-A114-A (HBM). However, normal ESD precautions are still required during the handling of this module.



LASER SAFETY

This is a Class1 Laser Product according to IEC 60825-1:2007. This product complies with 21 CFR 1040.10 and 1040.11 except for deviations pursuant to Laser Notice No. 50, dated (June 24, 2007).

The optical ports of the module need to be terminated with an optical connector or with a dust plug in order to avoid contamination.

1. Overview

SFCxx0804F0D is a high performance transceiver module for 4x Fibre Channel data links over a singlemode fibre pair. The maximum reach is 80km, for a 24dB end of life (EOL) power budget. The emitter is a CWDM DFB laser, the receiver an APD photodiode.

This transceiver module is compliant with the Small Form-factor Pluggable (SFP) Multisource Agreement (MSA) and hot pluggable. Always contact Skylane Optics commercial agents for compatibility with different equipment platforms.

2. Features

- SFP Multi-Source Agreement compliant [INF-8074]
- Hot pluggable SFP footprint
- Serial ID functionality supported according to [SFF-8472]
- Class 1 laser safety standard IEC 60825 compliant
- Dual LC connector
- CWDM DFB transmitter
- 80km point-to-point transmission on singlemode fibre
- 4x Fibre Channel compliant
- 2x Fibre Channel compliant
- 1x Fibre Channel compliant
- Gigabit Ethernet compliant
- Operating temperature range 0°C to 70°C
- Low power dissipation (<1W)
- Digital diagnostic monitoring (DDM)

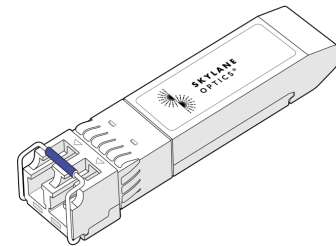


Figure 1. SFP Dual Fibre ITU CWDM (non-binding illustration)

3. Applications

- Storage
- Gigabit Ethernet

4. Optical Interface

P/N	Wavelength [nm]	Output Optical Power ² [dBm]	Optical Receiver Sensitivity ³ [dBm]	Optical Receiver Overload ⁴ [dBm]	Power Budget ² [dB]
SFCxx0804F0D	ITU CWDM	0 to 5	≤ -24	-9	≥ 24

1. Distance is estimated assuming typical optical losses after decent quality fiber deployment; Only optical budget value is guaranteed.

2. EOL, over operating temperature range

3. Measured at 4x Fibre Channel

4. The optical input to the receiver should not exceed this value. Transmitters must never be directly connected to receivers (optical loop back) before ensuring that proper optical attenuation is used.

5. Technical Parameters

5.1. Recommended Operating Conditions

Parameter	Min	Typ	Max	Units	Notes
Storage temperature	-40		85	°C	
Operating Case Temperature	0		70	°C	
Relative Humidity	5		95	%	Non condensing
Power Supply Voltage	3.15	3.3	3.45	V	
Power Supply Current			300	mA	

5.2. Transmitter Optical Specifications

Parameter	Min	Typ	Max	Units	Notes
Average Output Power	0		5	dBm	5
Center Wavelength	According to order information			nm	1470nm to 1610nm with 20nm step
Optical Wavelength	λ_c-6	λ_c	$\lambda_c+7.5$		
Optical Extinction Ratio ER	4.5			dB	
Spectral Width			1	nm	

5. Output power coupled into a 9/125 μm single-mode fibre

5.3. Receiver Optical Specifications

Parameter	Min	Typ	Max	Units	Notes
Sensitivity			-24	dBm	6
Receiver Overload	-9			dBm	
Wavelength of Operation	ITU CWDM			nm	See ordering information

6. With BER better than or equal to 1×10^{-12} , measured in the center of the eye opening with 2^7-1 PRBS

6. Transceiver Electrical Pad Layout




Figure 2. Transceiver Electrical Pad Layout

7. Module Electrical Pin Definition

Pin Number	Name	Function
1	VeeT	Transmitter Ground
2	TX_Fault	Transmitter Fault Indication
3	TX_Disable	Transmitter Disable
4	SDA	2-Wire Serial Interface Data (SDA)
5	SCL	2-Wire Serial Interface Clock (SCL)
6	MOD_ABS	Function Not available
7	RS0	Rate Select 0 grounded
8	Rx_LOS	Loss of signal
9	RS1	Rate select 1 grounded
10	VeeR	Receiver Ground
11	VeeR	Receiver Ground
12	RD-	Inverted received data output
13	RD+	Received data output
14	VeeR	Receiver Ground
15	VccR	Receiver Power
16	VccT	Transmitter Power
17	VeeT	Transmitter Ground
18	TD+	Transmit data input
19	TD-	Inverted transmit data input
20	VeeT	Transmitter Ground

8. EEPROM

SFP+ MSA [SFF-8431]

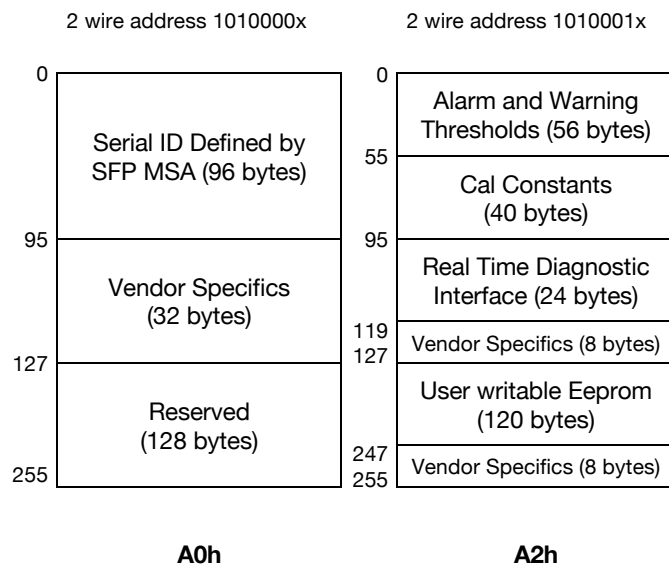


Figure 3. EEPROM of a an SFP

9. Ordering Information

Part Number	Description
SFC470804F0D	SFP dual fibre CWDM, Tx 1470nm (CWDM DFB) , Rx (APD), maximum distance 80km, power budget 24dB, 4x Fibre Channel, LC connector, 0°C to 70°C, DDM
SFC490804F0D	SFP dual fibre CWDM, Tx 1490nm (CWDM DFB) , Rx (APD), maximum distance 80km, power budget 24dB, 4x Fibre Channel, LC connector, 0°C to 70°C, DDM
SFC510804F0D	SFP dual fibre CWDM, Tx 1510nm (CWDM DFB) , Rx (APD), maximum distance 80km, power budget 24dB, 4x Fibre Channel, LC connector, 0°C to 70°C, DDM
SFC530804F0D	SFP dual fibre CWDM, Tx 1530nm (CWDM DFB) , Rx (APD), maximum distance 80km, power budget 24dB, 4x Fibre Channel, LC connector, 0°C to 70°C, DDM
SFC550804F0D	SFP dual fibre CWDM, Tx 1550nm (CWDM DFB) , Rx (APD), maximum distance 80km, power budget 24dB, 4x Fibre Channel, LC connector, 0°C to 70°C, DDM
SFC570804F0D	SFP dual fibre CWDM, Tx 1570nm (CWDM DFB) , Rx (APD), maximum distance 80km, power budget 24dB, 4x Fibre Channel, LC connector, 0°C to 70°C, DDM
SFC590804F0D	SFP dual fibre CWDM, Tx 1590nm (CWDM DFB) , Rx (APD), maximum distance 80km, power budget 24dB, 4x Fibre Channel, LC connector, 0°C to 70°C, DDM
SFC610804F0D	SFP dual fibre CWDM, Tx 1610nm (CWDM DFB) , Rx (APD), maximum distance 80km, power budget 24dB, 4x Fibre Channel, LC connector, 0°C to 70°C, DDM

10. Document Revision Information

Revision	Description
A	Initial release

Skylane Optics supplies a broad range of optical transceivers. Our engineers work closely with our customers to find the best solutions for every application. We are committed to provide high quality products and services to our customers.

For questions on this product please contact:
support@skylaneoptics.com

**Beyond
Quality**

**Reliable
Alliance**

**Performing
Smartly**