

SFCxx120EGxD – SFP Dual Fibre CWDM

ITU CWDM / 120km / OC-3 / STM1

For your product safety, please read the following information carefully before any manipulation of the transceiver:



ESD

This transceiver is specified as ESD threshold 1kV for SFI pins and 2kV for all others electrical input pins, tested per MIL-STD-883G, Method 3015.4 / JESD22-A114-A (HBM). However, normal ESD precautions are still required during the handling of this module.



LASER SAFETY

This is a Class1 Laser Product according to IEC 60825-1:2007. This product complies with 21 CFR 1040.10 and 1040.11 except for deviations pursuant to Laser Notice No. 50, dated (June 24, 2007).

The optical ports of the module need to be terminated with an optical connector or with a dust plug in order to avoid contamination.

1. Overview

SFCxx120EGxD is a high performance transceiver module for STM1/OC-3 data links over a singlemode fiber pair. The maximum reach is 120km, for a 34dB end of life (EOL) power budget. The emitter is a CWDM DFB laser, the receiver a PIN photodiode.

This transceiver module is compliant with the Small Form-factor Pluggable (SFP) Multisource Agreement (MSA) and hot pluggable. Always contact Skylane Optics commercial agents for compatibility with different equipment platforms.

2. Features

- SFP Multi-Source Agreement compliant [INF-8074]
- Hot pluggable SFP footprint
- Serial ID functionality supported according to [SFF-8472]
- Class 1 laser safety standard IEC 60825 compliant
- Dual LC connector
- CWDM DFB transmitter
- 120km point-to-point transmission on singlemode fibre
- Sonet OC-3 compliant
- Fast Ethernet compliant
- Operating temperature range 0°C to 70°C or -20°C to 85°C
- Low power dissipation (<1W)
- Digital diagnostics monitoring (DDM)

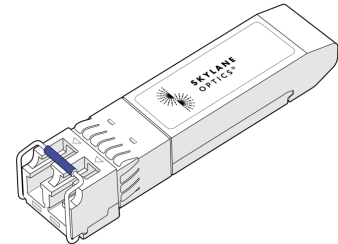


Figure 1. SFP Dual Fiber ITU CWDM (non-binding illustration)

3. Applications

- Datacom Ethernet
- Telecom Sonet/SDH

4. Optical Interface

P/N	Wavelength [nm]	Output Optical Power ² [dBm]	Optical Receiver Sensitivity ³ [dBm]	Optical Receiver Overload ⁴ [dBm]	Power Budget ² [dB]
SFCxx120EGxD	ITU CWDM	0 to 5	≤ -34	0	≥ 34

1. Distance is estimated assuming typical optical losses after decent quality fiber deployment; Only optical budget value is guaranteed.

2. EOL, over operating temperature range

3. Measured at STM1 / OC-3

4. The optical input to the receiver should not exceed this value. Transmitters must never be directly connected to receivers (optical loop back) before ensuring that proper optical attenuation is used.

5. Technical Parameters

5.1. Recommended Operating Conditions

Parameter	Min	Typ	Max	Units	Notes
Storage temperature	-40		85	°C	
Operating Case Temperature	-20		85	°C	For SFCxx120EG2D
Operating Case Temperature	0		70	°C	For SFCxx120EG0D
Relative Humidity	5		95	%	Non condensing
Power Supply Voltage	3.15	3.3	3.45	V	
Power Supply Current				mA	

5.2. Transmitter Optical Specifications (0 to 70°C, 3.3V +/-5%)

Parameter	Min	Typ	Max	Units	Notes
Average Output Power	0		5	dBm	5
Center Wavelength				nm	
Optical Extinction Ratio ER			10	dB	
Spectral Width				nm	

5. Output power coupled into a 9/125 µm single mode fibre

5.3. Receiver Optical Specifications (0 to 70°C, 3.3V +/- 5%)

Parameter	Min	Typ	Max	Units	Notes
Sensitivity			-34	dBm	6
Receiver Overload	0			dBm	
Wavelength of Operation				nm	

6. With BER better than or equal to 1×10^{-12} , measured in the center of the eye opening with $2^{31}-1$ PRBS

6. Transceiver Electrical Pad Layout




Figure 2. Transceiver Electrical Pad Layout

7. Module Electrical Pin Definition

Pin Number	Name	Function
1	VeeT	Transmitter Ground
2	TX_Fault	Transmitter Fault Indication
3	TX_Disable	Transmitter Disable
4	SDA	2-Wire Serial Interface Data (SDA)
5	SCL	2-Wire Serial Interface Clock (SCL)
6	MOD_ABS	Function Not available
7	RS0	Rate Select 0 grounded
8	Rx_LOS	Loss of signal
9	RS1	Rate select 1 grounded
10	VeeR	Receiver Ground
11	VeeR	Receiver Ground
12	RD-	Inverted received data output
13	RD+	Received data output
14	VeeR	Receiver Ground
15	VccR	Receiver Power
16	VccT	Transmitter Power
17	VeeT	Transmitter Ground
18	TD+	Transmit data input
19	TD-	Inverted transmit data input
20	VeeT	Transmitter Ground

8. EEPROM

SFP MSA [INF-8074]

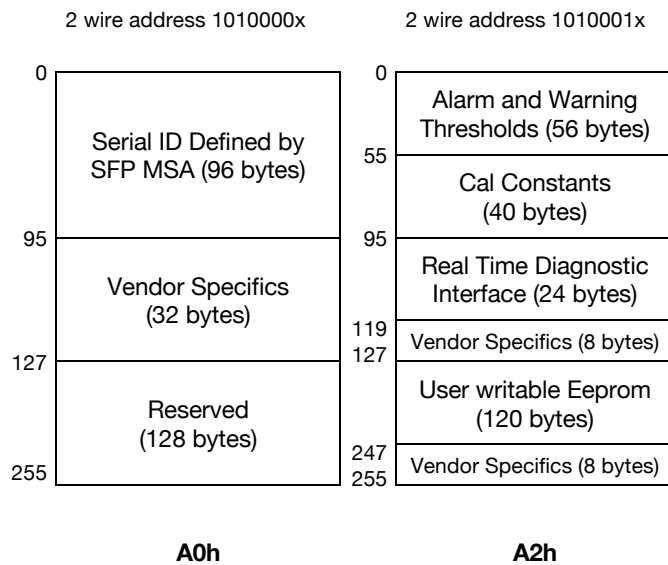


Figure 3. EEPROM of a an SFP



9. Ordering Information

Part Number	Description
SFC47120EG0D	SFP dual fibre CWDM, Tx 1470nm (CWDM DFB) , Rx (PIN), maximum distance 120km, power budget 34dB, STM1/OC-3, LC connector, 0°C to 70°C, DDM
SFC49120EG0D	SFP dual fibre CWDM, Tx 1490nm (CWDM DFB) , Rx (PIN), maximum distance 120km, power budget 34dB, STM1/OC-3, LC connector, 0°C to 70°C, DDM
SFC51120EG0D	SFP dual fibre CWDM, Tx 1510nm (CWDM DFB) , Rx (PIN), maximum distance 120km, power budget 34dB, STM1/OC-3, LC connector, 0°C to 70°C, DDM
SFC53120EG0D	SFP dual fibre CWDM, Tx 1530nm (CWDM DFB) , Rx (PIN), maximum distance 120km, power budget 34dB, STM1/OC-3, LC connector, 0°C to 70°C, DDM
SFC57120EG0D	SFP dual fibre CWDM, Tx 1550nm (CWDM DFB) , Rx (PIN), maximum distance 120km, power budget 34dB, STM1/OC-3, LC connector, 0°C to 70°C, DDM
SFC57080EG0D	SFP dual fibre CWDM, Tx 1570nm (CWDM DFB) , Rx (PIN), maximum distance 120km, power budget 34dB, STM1/OC-3, LC connector, 0°C to 70°C, DDM
SFC59120EG0D	SFP dual fibre CWDM, Tx 1590nm (CWDM DFB) , Rx (PIN), maximum distance 120km, power budget 34dB, STM1/OC-3, LC connector, 0°C to 70°C, DDM
SFC61120EG0D	SFP dual fibre CWDM, Tx 1610nm (CWDM DFB) , Rx (PIN), maximum distance 120km, power budget 34dB, STM1/OC-3, LC connector, 0°C to 70°C, DDM
SFC47120EG1D	SFP dual fibre CWDM, Tx 1470nm (CWDM DFB) , Rx (PIN), maximum distance 120km, power budget 34dB, STM1/OC-3, LC connector, -20°C to 85°C, DDM
SFC49120EG1D	SFP dual fibre CWDM, Tx 1490nm (CWDM DFB) , Rx (PIN), maximum distance 120km, power budget 34dB, STM1/OC-3, LC connector, -20°C to 85°C, DDM
SFC51120EG1D	SFP dual fibre CWDM, Tx 1510nm (CWDM DFB) , Rx (PIN), maximum distance 120km, power budget 34dB, STM1/OC-3, LC connector, -20°C to 85°C, DDM
SFC53120EG1D	SFP dual fibre CWDM, Tx 1530nm (CWDM DFB) , Rx (PIN), maximum distance 120km, power budget 34dB, STM1/OC-3, LC connector, -20°C to 85°C, DDM
SFC55120EG1D	SFP dual fibre CWDM, Tx 1550nm (CWDM DFB) , Rx (PIN), maximum distance 120km, power budget 34dB, STM1/OC-3, LC connector, -20°C to 85°C, DDM
SFC57120EG1D	SFP dual fibre CWDM, Tx 1570nm (CWDM DFB) , Rx (PIN), maximum distance 120km, power budget 34dB, STM1/OC-3, LC connector, -20°C to 85°C, DDM
SFC59120EG1D	SFP dual fibre CWDM, Tx 1590nm (CWDM DFB) , Rx (PIN), maximum distance 120km, power budget 34dB, STM1/OC-3, LC connector, -20°C to 85°C, DDM
SFC61120EG1D	SFP dual fibre CWDM, Tx 1610nm (CWDM DFB) , Rx (PIN), maximum distance 120km, power budget 34dB, STM1/OC-3, LC connector, -20°C to 85°C, DDM

10. Document Revision Information

Revision	Description
A	Initial release

Skylane Optics supplies a broad range of optical transceivers. Our engineers work closely with our customers to find the best solutions for every application. We are committed to provide high quality products and services to our customers.

For questions on this product please contact:
support@skylaneoptics.com

**Beyond
Quality**

**Reliable
Alliance**

**Performing
Smartly**