

SFDxx080L30D – SFP Dual Fibre DWDM

ITU DWDM / 80km / 3.1Gbps

For your product safety, please read the following information carefully before any manipulation of the transceiver:



ESD

This transceiver is specified as ESD threshold 1kV for SFI pins and 2kV for all others electrical input pins, tested per MIL-STD-883G, Method 3015.4 /JESD22-A114-A (HBM). However, normal ESD precautions are still required during the handling of this module.



LASER SAFETY

This is a Class1 Laser Product according to IEC 60825-1:2007. This product complies with 21 CFR 1040.10 and 1040.11 except for deviations pursuant to Laser Notice No. 50, dated (June 24, 2007).

The optical ports of the module need to be terminated with an optical connector or with a dust plug in order to avoid contamination.

1. Overview

SFDxx080L30D is a high-performance transceiver module for up to 3.125Gbps data links over a single mode fibre pair. The maximum reach¹ is 80km, with 29dB end of life (EOL) power budget. The transmitter is a DWDM DFB (Distributed Feed Back) laser, the receiver is an Avalanche Photodiode (APD).

This transceiver module is compliant with the Small Form-factor Pluggable (SFP) Multisource Agreement (MSA) and hot pluggable. Always contact Skylane Optics® commercial agents for compatibility with different equipment platforms.

2. Features

- SFP Multi-Source Agreement compliant (INF-8074)
- Hot pluggable SFP footprint
- Serial ID functionality supported according to SFF-8472
- Dual LC connector
- DWDM DFB Transmitter
- APD Receiver
- 80km point-to-point transmission on single mode fibre
- Operating temperature range 0°C to 70°C
- Power dissipation < 1.5W
- Digital diagnostic monitoring (DDM)

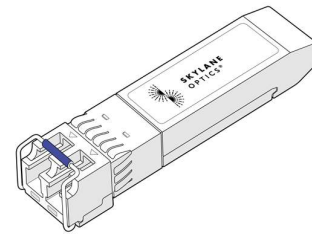


Figure 1. SFP Dual Fibre (non-binding illustration)

3. Applications

- CPRI 3.072/2.4576/1.228/0.614Gbps
- OBSAI 3.072/1.536/0.768Gbps

4. Optical Interface

P/N	Wavelength [nm]	Optical Output Power ² [dBm]	Receiver Sensitivity ³ [dBm]	Receiver Overload ⁴ [dBm]	Power Budget ² [dB]
SFDxx080L30D	ITU DWDM	1 to 5	≤ -28	-7	≥ 29

1. Distance is estimated assuming typical optical losses after decent quality fibre deployment; Only optical budget value is guaranteed

2. EOL, over operating temperature range

3. Measured at 3.125Gbps, PRBS BER 2⁻³-1, ER-9dB, BER<10⁻¹²

4. The optical input to the receiver should not exceed this value. Transmitters must never be directly connected to receivers (optical loop back) before ensuring that proper optical attenuation is used

5. Technical Parameters

5.1. Recommended Operating Conditions					
Parameter	Min	Typ	Max	Units	Notes
Storage temperature	-40		85	°C	
Operating Case Temperature	0		70	°C	
Relative Humidity	5		95	%	Non condensing
Power Supply Voltage	3.15	3.3	3.45	V	
Power Supply Current			450	mA	

5.2. Transmitter Optical Specifications					
Parameter	Min	Typ	Max	Units	Notes
Average Output Power	1		5	dBm	5
Centre Wavelength Range	1528.77		1563.86	nm	
Wavelength	$\lambda_T - 100$	λ_T	$\lambda_T + 100$	pm	6
Spectral Width (-20dB)			1	nm	
Extinction Ratio	8.2			dB	

5. Output power coupled into a 9/125 μm single-mode fibre
 6. ITU-T G.694.1 DWDM. For available wavelengths, see section 9

5.3. Receiver Optical Specifications					
Parameter	Min	Typ	Max	Units	Notes
Receiver Sensitivity			-28	dBm	7
Receiver Overload	-7			dBm	7
Receiver Operating Range	1528		1564	nm	

7. Measured at 3.125Gbps, PRBS BER 2³¹-1, ER=9dB, BER \leq 10⁻¹²

6. Transceiver Electrical Pad Layout




Figure 2. Transceiver Electrical Pad Layout

7. Module Electrical Pin Definition

Pin Number	Name	Function
1	VeeT	Transmitter Ground
2	TX Fault	Transmitter Fault Indication
3	TX_Disable	Transmitter Disable
4	MOD-DEF2	2-Wire Serial Interface Data
5	MOD-DEF1	2-Wire Serial Interface Clock
6	MOD-DEF0	Grounded in Module
7	Rate Select	Not Connected
8	LOS	Loss of Signal
9	VeeR	Receiver Ground
10	VeeR	Receiver Ground
11	VeeR	Receiver Ground
12	RD-	Inverted Received Data Out
13	RD+	Received Data Out
14	VeeR	Receiver Ground
15	VccR	Receiver Power
16	VccT	Transmitter Power
17	VeeT	Transmitter Ground
18	TD+	Transmit Data In
19	TD-	Inverted Transmit Data In
20	VeeT	Transmitter Ground

8. EEPROM

SFP MSA (INF-8472)

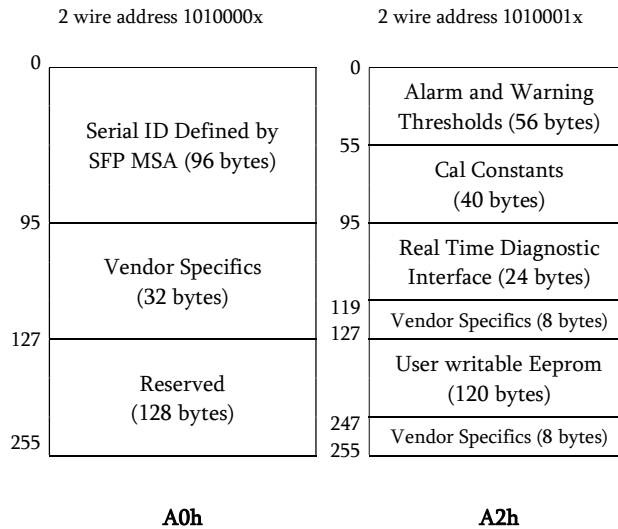


Figure 3. EEPROM of a an SFP

SFD47080L30D	SFP dual fibre DWDM, Tx 1539.77nm (DWDM DFB), Rx (APD), maximum distance 80km, power budget 29dB, 3.1Gbps, LC connector, 0°C to 70°C , DDM
SFD48080L30D	SFP dual fibre DWDM, Tx 1538.98nm (DWDM DFB), Rx (APD), maximum distance 80km, power budget 29dB, 3.1Gbps, LC connector, 0°C to 70°C , DDM
SFD49080L30D	SFP dual fibre DWDM, Tx 1538.19nm (DWDM DFB), Rx (APD), maximum distance 80km, power budget 29dB, 3.1Gbps, LC connector, 0°C to 70°C , DDM
SFD50080L30D	SFP dual fibre DWDM, Tx 1537.4nm (DWDM DFB), Rx (APD), maximum distance 80km, power budget 29dB, 3.1Gbps, LC connector, 0°C to 70°C , DDM
SFD51080L30D	SFP dual fibre DWDM, Tx 1536.61nm (DWDM DFB), Rx (APD), maximum distance 80km, power budget 29dB, 3.1Gbps, LC connector, 0°C to 70°C , DDM
SFD52080L30D	SFP dual fibre DWDM, Tx 1535.82nm (DWDM DFB), Rx (APD), maximum distance 80km, power budget 29dB, 3.1Gbps, LC connector, 0°C to 70°C , DDM
SFD53080L30D	SFP dual fibre DWDM, Tx 1535.04nm (DWDM DFB), Rx (APD), maximum distance 80km, power budget 29dB, 3.1Gbps, LC connector, 0°C to 70°C , DDM
SFD54080L30D	SFP dual fibre DWDM, Tx 1534.25nm (DWDM DFB), Rx (APD), maximum distance 80km, power budget 29dB, 3.1Gbps, LC connector, 0°C to 70°C , DDM
SFD55080L30D	SFP dual fibre DWDM, Tx 1533.47nm (DWDM DFB), Rx (APD), maximum distance 80km, power budget 29dB, 3.1Gbps, LC connector, 0°C to 70°C , DDM
SFD56080L30D	SFP dual fibre DWDM, Tx 1532.68nm (DWDM DFB), Rx (APD), maximum distance 80km, power budget 29dB, 3.1Gbps, LC connector, 0°C to 70°C , DDM
SFD57080L30D	SFP dual fibre DWDM, Tx 1531.9nm (DWDM DFB), Rx (APD), maximum distance 80km, power budget 29dB, 3.1Gbps, LC connector, 0°C to 70°C , DDM
SFD58080L30D	SFP dual fibre DWDM, Tx 1531.12nm (DWDM DFB), Rx (APD), maximum distance 80km, power budget 29dB, 3.1Gbps, LC connector, 0°C to 70°C , DDM
SFD59080L30D	SFP dual fibre DWDM, Tx 1530.33nm (DWDM DFB), Rx (APD), maximum distance 80km, power budget 29dB, 3.1Gbps, LC connector, 0°C to 70°C , DDM
SFD60080L30D	SFP dual fibre DWDM, Tx 1529.55nm (DWDM DFB), Rx (APD), maximum distance 80km, power budget 29dB, 3.1Gbps, LC connector, 0°C to 70°C , DDM
SFD61080L30D	SFP dual fibre DWDM, Tx 1528.77nm (DWDM DFB), Rx (APD), maximum distance 80km, power budget 29dB, 3.1Gbps, LC connector, 0°C to 70°C , DDM

10. Document Revision Information

Revision	Description
A	Initial release

Skylane Optics® supplies a broad range of optical transceivers. Our engineers work closely with our customers to find the best solutions for every application. We are committed to provide high quality products and services to our customers.

For questions on this product please contact:
support@skylaneoptics.com

Beyond
Quality

Reliable
Alliance

Performing
Smartly