

SFP13040EGxx – SFP Dual fibre

1310nm / 40km / OC-3 Fast Ethernet

For your product safety, please read the following information carefully before any manipulation of the transceiver:



ESD

This transceiver is specified as ESD threshold 1kV for SFI pins and 2kV for all others electrical input pins, tested per MIL-STD-883G, Method 3015.4 / JESD22-A114-A (HBM). However, normal ESD precautions are still required during the handling of this module.



LASER SAFETY

This is a Class1 Laser Product according to IEC 60825-1:2007. This product complies with 21 CFR 1040.10 and 1040.11 except for deviations pursuant to Laser Notice No. 50, dated (June 24, 2007).

The optical ports of the module need to be terminated with an optical connector or with a dust plug in order to avoid contamination.

1. Overview

SFP13040EGxx is a high performance transceiver module for STM1/OC-3 data links over a singlemode fiber pair. The maximum reach is 40km, for a 29dB end of life (EOL) power budget. The emitter is a 1310nm Fabry Perot (FP) laser, the receiver a PIN photodiode.

This transceiver module is compliant with the Small Form-factor Pluggable (SFP) Multisource Agreement (MSA) and hot pluggable. Always contact Skylane Optics commercial agents for compatibility with different equipment platforms.

2. Features

- SFP Multi-Source Agreement compliant [INF-8074]
- Hot pluggable SFP footprint
- Serial ID functionality supported according to [SFF-8472]
- Class 1 laser safety standard IEC 60825 compliant
- Dual LC connector
- 1310nm FP transmitter
- 40km point-to-point transmission on singlemode fibre
- Fast Ethernet compliant
- Sonet OC-3 compliant
- Operating temperature range 0°C to 70°C or -40°C to 85°C
- Low power dissipation (<1W)
- Digital diagnostics monitoring (DDM)

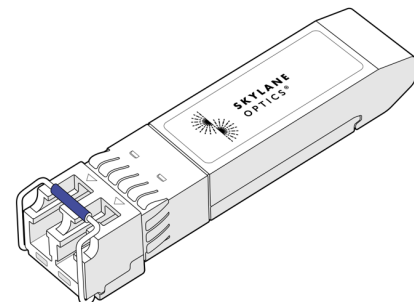


Figure 1. SFP Dual Fiber 1310nm (non-binding illustration)

3. Applications

- Datacom Ethernet
- Telecom Sonet/SDH

4. Optical Interface

P/N	Wavelength [nm]	Output Optical Power ² [dBm]	Optical Receiver Sensitivity ³ [dBm]	Optical Receiver Overload ⁴ [dBm]	Power Budget ² [dB]
SFP13040EGxx	1310nm	-5 to 0	≤ -34	-10	≥ 29

1. Distance is estimated assuming typical optical losses after decent quality fiber deployment; Only optical budget value is guaranteed.

2. EOL, over operating temperature range

3. Measured at STM1/OC-3

4. The optical input to the receiver should not exceed this value. Transmitters must never be directly connected to receivers (optical loop back) before ensuring that proper optical attenuation is used.

5. Technical Parameters

5.1. Recommended Operating Conditions

Parameter	Min	Typ	Max	Units	Notes
Storage temperature	-40		85	°C	
Operating Case Temperature	-40		85	°C	For SFP13040EG2x
Operating Case Temperature	0		70	°C	For SFP13040EG0x
Relative Humidity	5		95	%	Non condensing
Power Supply Voltage	3.15	3.3	3.45	V	
Power Supply Current			300	mA	

5.2. Transmitter Optical Specifications

Parameter	Min	Typ	Max	Units	Notes
Average Output Power	-5		0	dBm	5
Center Wavelength		1310		nm	
Optical Extinction Ratio ER	9			dB	
Spectral Width			3	nm	

5.3. Receiver Optical

Parameter	Min	Typ	Max	Units	Notes
Sensitivity			-34	dBm	6
Receiver Overload	0			dBm	
Wavelength of Operation	1260		1600	nm	

5. Output power coupled into a 9/125 µm single-mode fibre
 6. With BER better than or equal to 1×10^{-12} , measured in the center of the eye opening with $2^{31}-1$ PRBS

6. Transceiver Electrical Pad Layout




Figure 2. Transceiver Electrical Pad Layout

7. Module Electrical Pin Definition

Pin Number	Name	Function
1	VeeT	Transmitter Ground
2	TX_Fault	Transmitter Fault Indication
3	TX_Disable	Transmitter Disable
4	SDA	2-Wire Serial Interface Data (SDA)
5	SCL	2-Wire Serial Interface Clock (SCL)
6	MOD_ABS	Function Not available
7	RS0	Rate Select 0 grounded
8	Rx_LOS	Loss of signal
9	RS1	Rate select 1 grounded
10	VeeR	Receiver Ground
11	VeeR	Receiver Ground
12	RD-	Inverted received data output
13	RD+	Received data output
14	VeeR	Receiver Ground
15	VccR	Receiver Power
16	VccT	Transmitter Power
17	VeeT	Transmitter Ground
18	TD+	Transmit data input
19	TD-	Inverted transmit data input
20	VeeT	Transmitter Ground

8. EEPROM

SFP+ MSA (SFF-8472)

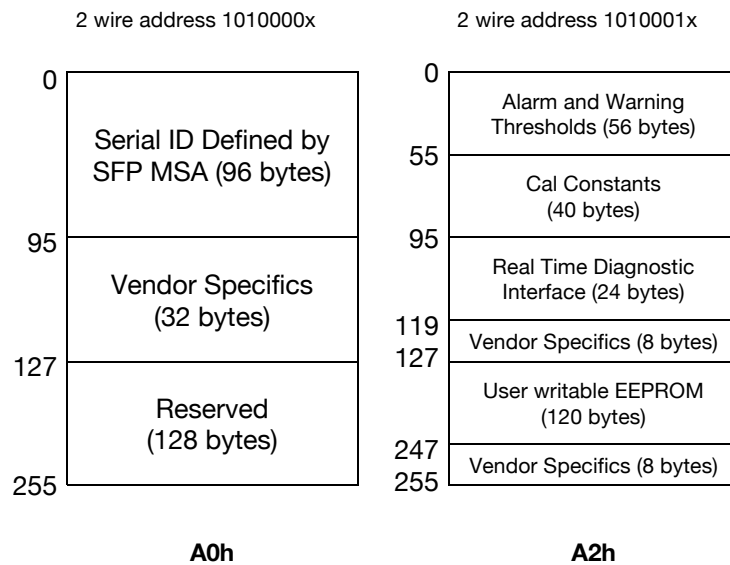


Figure 3. EEPROM of a SFP+

9. Ordering Information

Part Number	Description
SFP13040EG00	SFP dual fibre, Tx 1310nm (FP), Rx (PIN), maximum distance 40km, power budget 29dB, STM1/OC-3, LC connector, 0°C to 70°C
SFP13040EG0D	SFP dual fibre, Tx 1310nm (FP), Rx (PIN), maximum distance 40km, power budget 29dB, STM1/OC-3, LC connector, 0°C to 70°C, DDM
SFP13040EG20	SFP dual fibre, Tx 1310nm (FP), Rx (PIN), maximum distance 40km, power budget 29dB, STM1/OC-3, LC connector, -40°C to 85°C
SFP13040EG2D	SFP dual fibre, Tx 1310nm (FP), Rx (PIN), maximum distance 40km, power budget 29dB, STM1/OC-3, LC connector, -40°C to 85°C, DDM

Skylane Optics supplies a broad range of optical transceivers. Our engineers work closely with our customers to find the best solutions for every application. We are committed to provide high quality products and services to our customers.

For questions on this product please contact:
support@skylaneoptics.com

**Beyond
Quality**

**Reliable
Alliance**

**Performing
Smartly**