

SFP15120PAxD – SFP Dual fibre

1550nm / 120km / OC-48 / STM-16 Multirate

For your product safety, please read the following information carefully before any manipulation of the transceiver:



ESD

This transceiver is specified as ESD threshold 1kV for SFI pins and 2kV for all others electrical input pins, tested per MIL-STD-883G, Method 3015.4 / JESD22-A114-A (HBM). However, normal ESD precautions are still required during the handling of this module.



LASER SAFETY

This is a Class1 Laser Product according to IEC 60825-1:2007. This product complies with 21 CFR 1040.10 and 1040.11 except for deviations pursuant to Laser Notice No. 50, dated (June 24, 2007).

The optical ports of the module need to be terminated with an optical connector or with a dust plug in order to avoid contamination.

1. Overview

SFP15120PAxD is a high performance transceiver module for 100 Mbps to 2.67 Gbps data links over a single mode fibre pair. The maximum reach is 120km, with 32dB end of life (EOL) power budget. The transmitter is a 1550nm DFB laser, the receiver is an APD.

This transceiver module is compliant with the Small Form-factor Pluggable (SFP) Multisource Agreement (MSA) and hot pluggable. Always contact Skylane Optics' commercial agents for compatibility with different equipment platforms.

2. Features

- SFP Multi-Source Agreement compliant (INF-8074)
- Hot pluggable SFP footprint
- Serial ID functionality supported according to (SFF-8472)
- Class 1 laser safety standard IEC 60825 compliant
- Dual LC connector
- 1550nm DFB transmitter
- Data Rate up to 2.67Gbps
- 120km point-to-point transmission on single mode fibre
- Operating temperature range 0 to 70°C or -40 to 85°C
- Low power dissipation (<1W)
- Digital diagnostics monitoring (DDM)

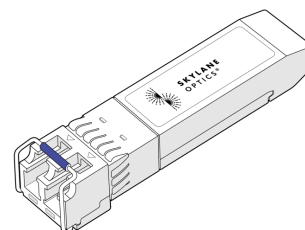


Figure 1. SFP Dual Fibre (non-binding illustration)

3. Applications

- SONET OC-48/ SDH STM-16, SONET OC-12/ SDH STM-4, SONET OC-3/ SDH STM-1
- Gigabit Ethernet/ Fast Ethernet
- 2x/ 1x Fiber Channel

4. Optical Interface

P/N	Wavelength [nm]	Optical Output Power ² [dBm]	Receiver Sensitivity ³ [dBm]	Receiver Overload ⁴ [dBm]	Power Budget ² [dB]
SFP15120PAxD	1550	2 to 7	≤ -30	-9	≥ 32

1. Distance is estimated assuming typical optical losses after decent quality fibre deployment; Only optical budget value is guaranteed.
 2. EOL, over operating temperature range
 3. Measured at 2.488Gbps, PRBS 223-1, BER ≤ 10⁻¹², ER≥9dB
 4. The optical input to the receiver should not exceed this value. Transmitters must never be directly connected to receivers (optical loop back) before ensuring that proper optical attenuation is used

5. Technical Parameters

5.1. Recommended Operating Conditions

Parameter	Min	Typ	Max	Units	Notes
Storage temperature	-40		85	°C	
Operating Case Temperature	0		70	°C	SFP15120PA0D
	-40		85	°C	SFP15120PA2D
Relative Humidity	5		95	%	Non condensing
Power Supply Voltage	3.15	3.3	3.45	V	
Power Supply Current			300	mA	

5.2. General Specifications

Parameter	Min	Typ	Max	Unit	Notes
Data Rate	0.1		2.67	Gbps	

5.3. Transmitter Optical Specifications

Parameter	Min	Typ	Max	Units	Notes
Average Output Power	2		7	dBm	5
Centre Wavelength	1500	1550	1600	nm	
Spectral Width (-20dB)			1	nm	
Extinction Ratio	8.2			dB	

5. Output power coupled into a 9/125 µm single-mode fiber

5.4. Receiver Optical Specifications

Parameter	Min	Typ	Max	Units	Notes
Receiver Sensitivity			-30	dBm	6
Receiver Overload	-9			dBm	6
Receiver Operating Range	1260		1600	nm	

6. Measured at 2.488Gbps, PRBS 2²³-1, BER ≤ 10⁻¹², ER≥9dB

6. Transceiver Electrical Pad Layout

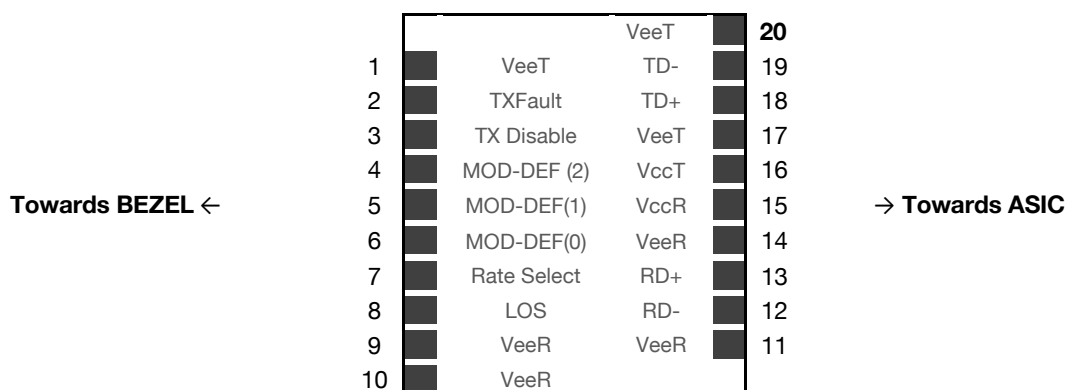


Figure 2. Transceiver Electrical Pad Layout

7. Module Electrical Pin Definition

SFP MSA (INF-8074i)

Pin Number	Name	Function
1	VeeT	Transmitter Ground
2	TX Fault	Transmitter Fault Indication
3	TX_Disable	Transmitter Disable
4	MOD-DEF2	2-Wire Serial Interface Data
5	MOD-DEF1	2-Wire Serial Interface Clock
6	MOD-DEF0	Grounded in Module
7	Rate Select	Not Used
8	LOS	Loss of Signal
9	VeeR	Receiver Ground
10	VeeR	Receiver Ground
11	VeeR	Receiver Ground
12	RD-	Inverted Received Data Out
13	RD+	Received Data Out
14	VeeR	Receiver Ground
15	VccR	Receiver Power
16	VccT	Transmitter Power
17	VeeT	Transmitter Ground
18	TD+	Transmit Data In
19	TD-	Inverted Transmit Data In
20	VeeT	Transmitter Ground

8. EEPROM

SFP MSA (SFF-8472)

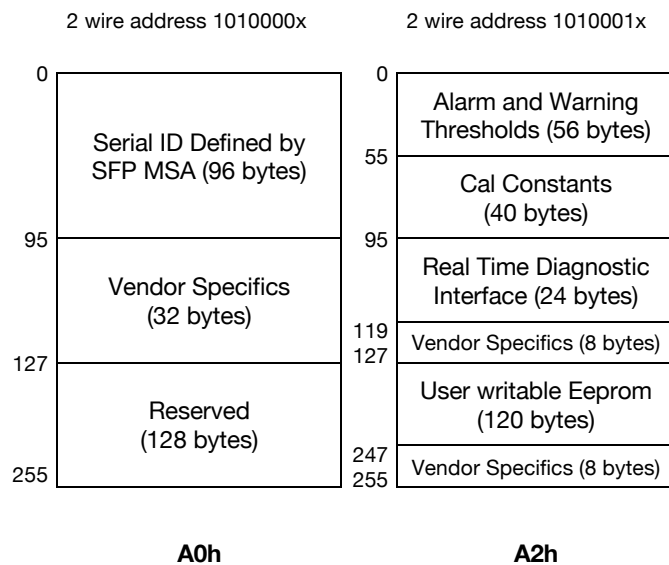


Figure 3. EEPROM of a SFP

9. Ordering Information

Part Number	Description
SFP15120PA0D	SFP dual fibre, Tx 1550nm (DFB) , Rx (PIN), maximum distance 120km, power budget 32dB, OC-48 / STM-16 multirate, LC connector, 0°C to 70°C, DDM
SFP15120PA2D	SFP dual fibre, Tx 1550nm (DFB) , Rx (PIN), maximum distance 120km, power budget 32dB, OC-48 / STM-16 multirate, LC connector, -40°C to 85°C, DDM

Skylane Optics supplies a broad range of optical transceivers. Our engineers work closely with our customers to find the best solutions for every application. We are committed to provide high quality products and services to our customers.

For questions on this product please contact:
support@skylaneoptics.com

**Beyond
Quality**

**Reliable
Alliance**

**Performing
Smartly**