

SGT00P10DR0A – SFP Copper

Copper / 100m / 10/100/1000Base-T / SERDES

For your product safety, please read the following information carefully before any manipulation of the transceiver:

**ESD**

This transceiver is specified as ESD threshold 1kV for SFI pins and 2kV for all others electrical input pins, tested per MIL-STD-883G, Method 3015.4 / JESD22-A114-A (HBM). However, normal ESD precautions are still required during the handling of this module.

1. Overview

SGT00P10DR0A is a high performance transceiver module for Fast Ethernet or Gigabit Ethernet data links over a category 5 UTP cable. The maximum reach is 100m. The transceiver supports 10/100/1000BASE-T operation in systems with SERDES interface RoHS6 compliant.

This transceiver module is compliant with the Small Form-factor Pluggable (SFP) Multisource Agreement (MSA) and hot pluggable. Always contact Skylane Optics commercial agents for compatibility with different equipment platforms.

2. Features

- SFP Multi-Source Agreement compliant [SFF-8074]
- Hot pluggable SFP footprint
- Serial ID functionality supported according to [SFF-8074]
- RJ45 Connector
- 100m, point-to-point transmission on category 5 UTP cabling
- 10/100/1000BASE-T operation in host systems (SERDES)
- Auto negotiation support
- Operating temperature range 0°C to 70°C
- Low power dissipation (1.15W max)
- Access to Physical Layer IC via Two-Wire Serial Bus

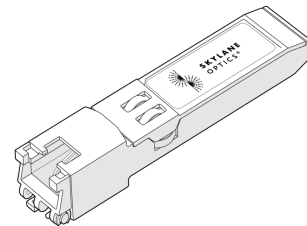


Figure 1. SFP Copper
(non-binding illustration)

3. Applications

- 10/100/1000BASE-T LAN
- Switch to Switch Interface
- Router/Server Interface

4. Technical Parameters

4.1. Recommended Operating Conditions

Parameter	Min	Typ	Max	Units	Notes
Storage temperature	-40		85	°C	
Operating Case Temperature	0		70	°C	
Relative Humidity	5		85	%	Non-Condensing
Power Supply Voltage	3.15	3.3	3.45	V	
Power Supply Current		300	350	mA	

4.2. General Specifications

Parameter	Min	Typ	Max	Units	Notes
Data Rate	10		1000	Mbps	1
Transmission Distance			100	m	2

- 10/100/1000 BASE-T operation based on SERDES interfaces
- On Category 5 UTP cable, BER \leq 10⁻¹²

4.3. High-speed Electrical Interface, Host SFP

Parameter	Min	Typ	Max	Units	Notes
TD+, TD- Input voltage Swing	250		1200	mV	4
RD+, RD- Output voltage Swing	350		800	mV	4
Rise/Fall Time		175		ps	3
Tx Input Impedance		50		Ω	4
Rx Output Impedance		50		Ω	4

- 20% to 80% value
- Single ended

4.4. High-speed Electrical Interface, cable to SFP

Parameter	Min	Typ	Max	Units	Notes
Transmission Frequency		125		MHz	5
Tx Input Impedance		100		Ω	6
Rx Output Impedance		100		Ω	6

- 4D-PAM-5 encoding per IEEE802.3: 2002
- Differential for frequencies ranging from 1MHz to 125MHz

5. Transceiver Electrical Pad Layout

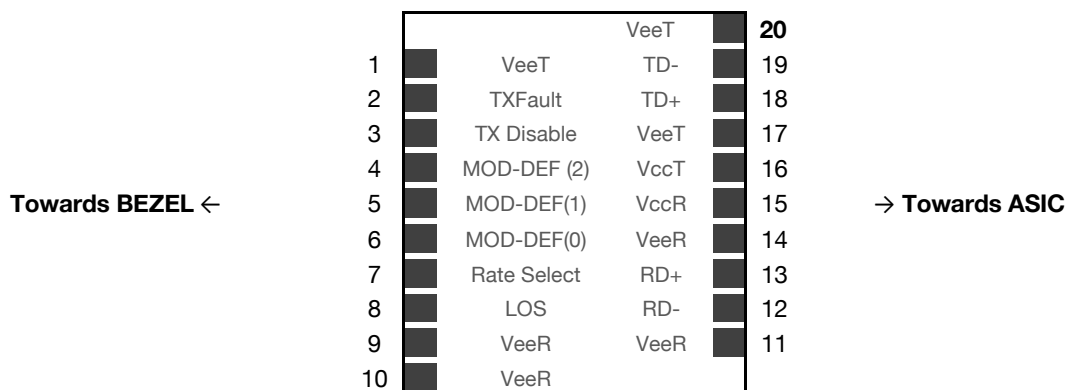


Figure 2. Transceiver Electrical Pad Layout

6. Module Electrical Pin Definition

Pin Number	Name	Function
1	VeeT	Transmitter Ground
2	TX Fault	Not Used
3	TX_Disable	Transmitter Disable
4	MOD-DEF2	2-Wire Serial Interface Data
5	MOD-DEF1	2-Wire Serial Interface Clock
6	MOD-DEF0	Grounded in Module
7	Rate Select	Not Used
8	LOS	Not Used
9	VeeR	Receiver Ground
10	VeeR	Receiver Ground
11	VeeR	Receiver Ground
12	RD-	Inverted Received Data Out
13	RD+	Received Data Out
14	VeeR	Receiver Ground
15	VccR	Receiver Power
16	VccT	Transmitter Power
17	VeeT	Transmitter Ground
18	TD+	Transmit Data In
19	TD-	Inverted Transmit Data In
20	VeeT	Transmitter Ground

7. EEPROM

MSA compliant (SFF-8074)

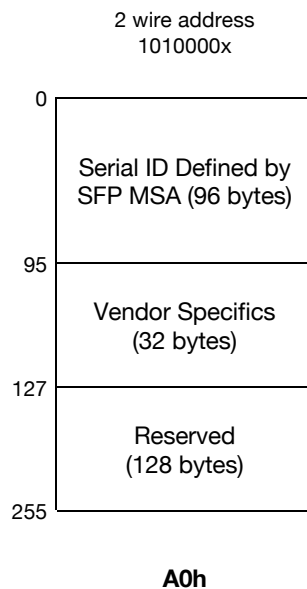


Figure 3. EEPROM of a SFP Copper

8. Ordering Information

Part Number	Description
SGT00P10DR0A	SFP copper, RJ45 connector, protocols: 10/100/1000Base-T, nominal reach 100m on Cat 5 UTP cabling, 0°C to 70°C

9. Revision History

Revision	Author	Update description
A	Skylane Product committee	Initial release
B	Cédric D.	Text update Pin table update
C	Cédric D.	Features Update

Skylane Optics supplies a broad range of optical transceivers. Our engineers work closely with our customers to find the best solutions for every application. We are committed to provide high quality products and services to our customers.

For questions on this product please contact:
support@skylaneoptics.com

**Beyond
Quality**

**Reliable
Alliance**

**Performing
Smartly**