

# SPP15100100D – SFP+ Dual Fibre

1550nm / 100km / 10x Gigabit Ethernet

For your product safety, please read the following information carefully before any manipulation of the transceiver:



**ESD**

This transceiver is specified as ESD threshold 1kV for SFI pins and 2kV for all others electrical input pins, tested per MIL-STD-883G, Method 3015.4 / JESD22-A114-A (HBM). However, normal ESD precautions are still required during the handling of this module.



**LASER SAFETY**

This is a Class1 Laser Product according to IEC 60825-1:2007. This product complies with 21 CFR 1040.10 and 1040.11 except for deviations pursuant to Laser Notice No. 50, dated (June 24, 2007).

The optical ports of the module need to be terminated with an optical connector or with a dust plug in order to avoid contamination.

## 1. Overview

SPP15100100D is a high performance transceiver module for up to 10x Gigabit Ethernet data links over a single mode fibre pair. The maximum reach is 100km, with 26dB end of life (EOL) power budget. The transmitter is a cooled 1550nm Electro-Absorption Modulated Laser (EML), the receiver an APD photodiode.

This transceiver module is compliant with the Small Form-factor Pluggable (SFP+) Multisource Agreement (MSA) and hot pluggable. Always contact Skylane Optics® commercial agents for compatibility with different equipment platforms.

## 2. Features

- Electrical interface specification as per SFF-8431
- Hot pluggable SFP+ footprint
- Management interface specification as per SFF-8431 and SFF-8472
- Dual LC Connector
- 1550nm EML Transmitter
- APD Receiver
- 100km point-to-point transmission on single mode fibre
- Operating temperature range 0°C to 70°C
- Power dissipation < 1.6W
- Digital Diagnostics monitoring (DDM)

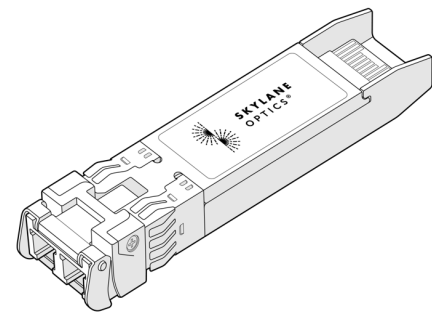


Figure 1. SFP+ Dual Fibre (non-binding illustration)

## 3. Applications

- 10x Gigabit Ethernet
- 9.83 Gbps CPRI
- 8x Fiber Channel
- 4x Fiber Channel
- 2x Fiber Channel

## 4. Optical Interface

P/N	Wavelength [nm]	Optical Output Power <sup>2</sup> [dBm]	Optical Receiver Sensitivity <sup>3</sup> [dBm]	Dispersion Penalty [dB]	Optical Receiver Overload <sup>4</sup> [dBm]	Power Budget <sup>2</sup> [dB]
SPP15100100D	1550	1 to 5	≤ -25	≤ 3	-8	≥ 26

1. Distance is estimated assuming typical optical losses after decent quality fibre deployment; Only optical budget value is guaranteed  
 2. EOL, over operating temperature range  
 3. Measured with 10.3125Gbps, PRBS 231-1, BER≤10-12  
 4. The optical input to the receiver should not exceed this value. Transmitters must never be directly connected to receivers (optical loop back) before ensuring that proper optical attenuation is used

## 5. Technical Parameters

### 5.1. Recommended Operating Conditions

Parameter	Min	Typ	Max	Units	Notes
Storage temperature	-40		85	°C	
Operating Case Temperature	0		70	°C	
Relative Humidity	5		95	%	Non condensing
Power Supply Voltage	3.135	3.3	3.465	V	
Power Supply Current			455	mA	

### 5.2. Transmitter Optical Specifications

Parameter	Min	Typ	Max	Unit	Notes
Average Output Power	1		5	dBm	5
Centre Wavelength	1520		1580	nm	
Spectral Width (-20dB)			1	nm	
Extinction Ratio	3.5			dB	
Dispersion Penalty			3	dB	

5. Output power coupled into a 9/125 µm single-mode fibre

### 5.3. Receiver Optical Specifications

Parameter	Min	Typ	Max	Unit	Notes
Receiver Sensitivity			-25	dBm	6
Receiver Overload	-8			dBm	6
Receiver Operating Range	1260		1600	nm	

6. Measured with 10.3125Gbps PRBS 2<sup>31</sup>-1, BER≤10<sup>-12</sup>

## 6. Transceiver Electrical Pad Layout




Figure 2. Transceiver Electrical Pad Layout

**7. Module Electrical Pin Definition**

Pin Number	Name	Function
1	VeeT	Module Transmitter Ground
2	Tx_Fault	Module Transmitter Fault
3	Tx_Disable	Transmitter Disable
4	SDA	2-Wire Serial Interface Data
5	SCL	2-Wire Serial Interface Clock
6	Mod_ABS	Module Absent
7	RS0	Not Used
8	Rx_LOS	Receiver Loss of Signal
9	RS1	Not Used
10	VeeR	Module Receiver Ground
11	VeeR	Module Receiver Ground
12	RD-	Receiver Inverted Data Output
13	RD+	Receiver Non-Inverted Data Output
14	VeeR	Module Receiver Ground
15	VccR	Module Receiver 3.3V Supply
16	VccT	Module Transmitter 3.3V Supply
17	VeeT	Module Transmitter Ground
18	TD+	Transmitter Non-Inverted Data Input
19	TD-	Transmitter Inverted Data Input
20	VeeT	Module Transmitter Ground

**8. EEPROM**

SFP+ MSA (SFF-8431)

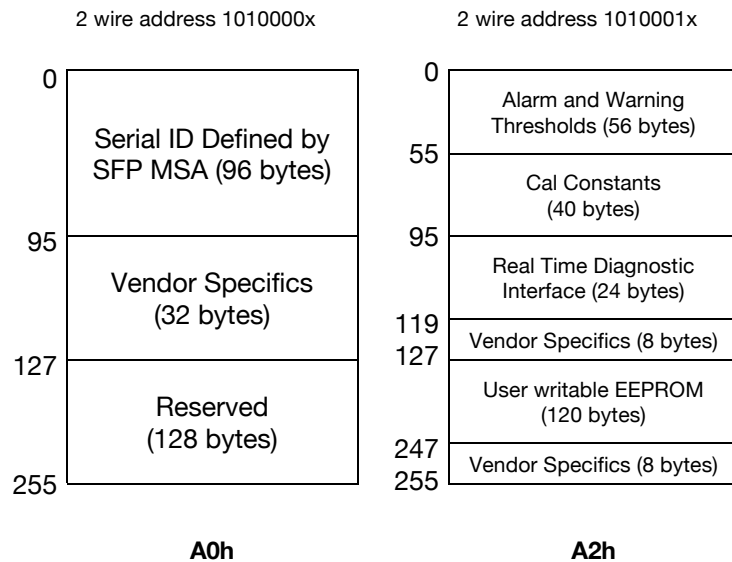


Figure 3. EEPROM of a SFP+

## 9. Ordering Information

Part Number	Description
SPP15100100D	SFP+ Dual Fibre, Tx 1550nm (EML), Rx (APD), maximum distance 100km, power budget 26dB, 10x Gigabit Ethernet, LC connector, 0°C to 70°C, DDM

## 10. Document Revision Information

Revision	Description
A	Initial release

Skylane Optics supplies a broad range of optical transceivers. Our engineers work closely with our customers to find the best solutions for every application. We are committed to provide high quality products and services to our customers.

For questions on this product please contact:  
**support@skylaneoptics.com**

**Beyond  
Quality**

**Reliable  
Alliance**

**Performing  
Smartly**