

XFB45080100D – XFP Single Fibre

Tx 1490nm Rx 1550nm / 80km / 10 Gigabit Ethernet

For your product safety, please read the following information carefully before any manipulation of the transceiver:



ESD

This transceiver is specified as ESD threshold 1kV for SFI pins and 2kV for all others electrical input pins, tested per MIL-STD-883G, Method 3015.4 /JESD22-A114-A (HBM). However, normal ESD precautions are still required during the handling of this module.



LASER SAFETY

This is a Class 1 Laser Product according to IEC 60825-1:2007. This product complies with 21 CFR 1040.10 and 1040.11 except for deviations pursuant to Laser Notice No. 50, dated (June 24, 2007).

The optical ports of the module need to be terminated with an optical connector or with a dust plug in order to avoid contamination.

1. Overview

XFB45080100D is a high performance XFP transceiver module for 10 Gigabit Ethernet data links over one single mode fibre. The maximum reach¹ is 80km, with 23dB end of life (EOL) power budget. The transmitter is a cooled 1490nm Electro-Absorption Modulated Laser (EML), the receiver is a 1550nm Avalanche Photodiode (APD). Consequently, a module with a 1550nm transmitter and a 1490nm receiver is required at the opposite side of the link. The recommended counterpart is XFB54080100D.

This transceiver module is compliant with the Small Form-factor Pluggable (XFP) Multisource Agreement (MSA) and hot pluggable. Always contact Skylane Optics® commercial agents for compatibility with different equipment platforms.

2. Features

- XFP Multi-Source Agreement compliant (INF-8077)
- Hot pluggable XFP footprint
- Serial ID functionality supported according to (INF-8077)
- Class 1 laser safety standard IEC 60825 compliant
- Single LC connector
- 1490nm EML transmitter, 1550nm APD receiver
- 80km point-to-point transmission on single mode fibre
- Operating temperature range 0°C to 70°C
- Power dissipation <2.5W
- Digital diagnostics monitoring (DDM)

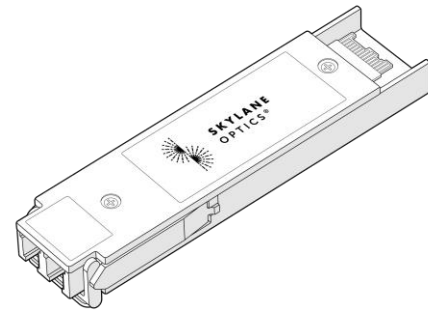


Figure 1. XFP (non-binding illustration)

3. Applications

- 10GBASE-LW/-LR
- 10x Fiber Channel

4. Optical Interface

P/N	Wavelength [nm]	Optical Output Power ² [dBm]	Optical Receiver Sensitivity ³ [dBm]	Dispersion Penalty [dB]	Optical Receiver Overload ⁴ [dBm]	Power Budget ² [dB]
XFB45080100D	Tx 1490nm Rx 1550nm	0 to 4	≤ -24	3	-6	≥ 23

1. Distance is estimated assuming typical optical losses after decent quality fibre deployment; Only optical budget value is guaranteed
 2. EOL, over operating temperature range. Paired with XFB54080100D
 3. Measured at 10.3125Gbps, PRBS 2³¹-1, BER≤10⁻¹²
 4. The optical input to the receiver should not exceed this value. Transmitters must never be directly connected to receivers before ensuring that proper optical attenuation is used

5. Technical Parameters

5.1. Recommended Operating Conditions					
Parameter	Min	Typ	Max	Unit	Notes
Storage temperature	-40		85	°C	
Operating Case Temperature	0		70	°C	
Relative Humidity	5		95	%	Non condensing
Power Supply Voltage, VCC2	1.71	1.8	1.89		
Power Supply Voltage, VCC3	3.13	3.3	3.47	V	
Power Supply Current, ICC2			200	mA	
Power Supply Current, ICC3			650	mA	
Power Consumption			2.5	W	

5.2. Transmitter Optical Specifications					
Parameter	Min	Typ	Max	Unit	Notes
Average Output Power	0		4	dBm	5
Centre Wavelength	1480	1490	1500	nm	
Spectral Width (-20dB)			1	nm	
Dispersion Penalty			3	dB	
Extinction Ratio	6			dB	

5. Output power coupled into a 9/125 µm single-mode fibre

5.3. Receiver Optical Specifications					
Parameter	Min	Typ	Max	Unit	Notes
Receiver Sensitivity			-24	dBm	6
Receiver Overload	-6			dBm	6
Receiver Operating Range	1540	1550	1560	nm	

6. Measured with 10.3125Gbps, PRBS 2³¹-1, ER=9dB

6. Electrical Connector




Figure 2. Transceiver Electrical Pad Layout



7. Module Electrical Pin Definition

XFP MSA (INF-8077i)

Pin Number	Name	Description
1	GND	Module Ground
2	VEE5	Not Used
3	Mod_DeSeL	Module De-select
4	Interrupt	Indicator of important condition
5	TX_DIS	Transmitter Disable
6	VCC5	Not Used
7	GND	Module Ground
8	VCC3	+3.3V Power Supply
9	VCC3	+3.3V Power Supply
10	SCL	2-Wire Serial Interface Clock
11	SDA	2-Wire Serial Interface Data
12	Mod_Abs	Indicates Module is not present
13	Mod_NR	Module Not Ready
14	RX_LOS	Receiver Loss of Signal Indicator
15	GND	Module Ground
16	GND	Module Ground
17	RD-	Receiver Inverted Data Output
18	RD+	Receiver Non-Inverted Data Output
19	GND	Module Ground
20	VCC2	+1.8V Power Supply
21	P_Down/RST	Power Down / Reset
22	VCC2	+1.8V Power Supply
23	GND	Module Ground
24	RefCLK+	Not Used
25	RefCLK-	Not Used
26	GND	Module Ground
27	GND	Module Ground
28	TD-	Transmitter Inverted Data Input
29	TD+	Transmitter Non-Inverted Data Input
30	GND	Module Ground

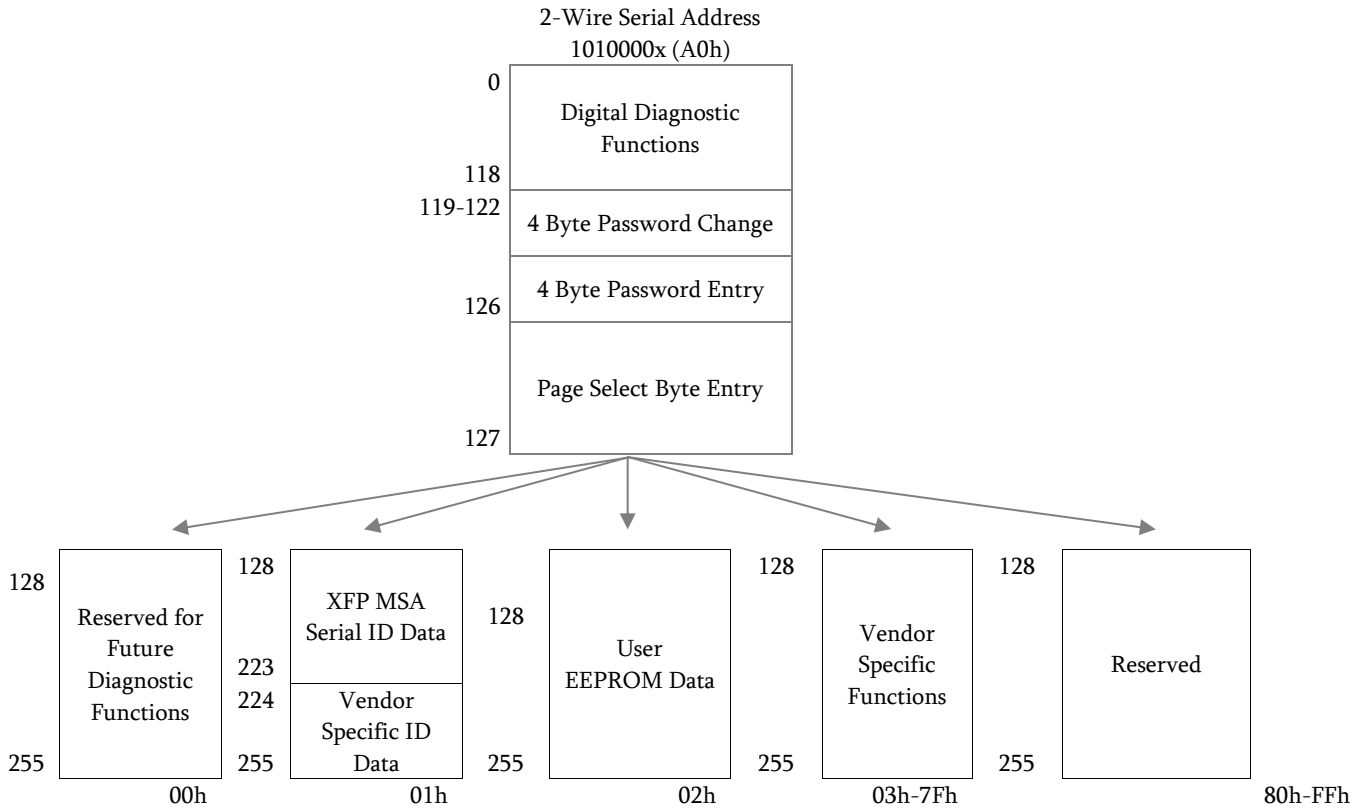
Datasheet

XFB45080100D_RevA.docx



8. EEPROM

XFP MSA (INF-8077)



9. Ordering Information

Part Number	Description
XFB45080100D	XFP single fibre, Tx 1490nm (EML), Rx 1550nm (APD), 80km, power budget 23dB, 10 Gigabit Ethernet, LC connector, 0°C to 70°C, DDM

10. Document Revision Information

Revision	Description
A	Initial release

Skylane Optics® supplies a broad range of optical transceivers. Our engineers work closely with our customers to find the best solutions for every application. We are committed to provide high quality products and services to our customers.

For questions on this product please contact:
support@skylaneoptics.com

Beyond
Quality

Reliable
Alliance

Performing
Smartly